

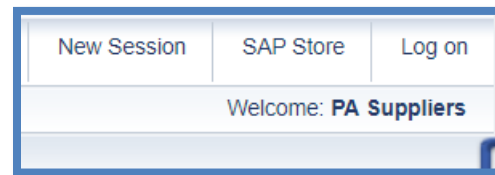
Locating and Responding to Bids in the PA Supplier Portal

Locating a Solicitation (Bid)

1. Open your web browser and go to www.pasupplierportal.state.pa.us. Please note the important information regarding compatible browsers for the PA Supplier Portal website on the Welcome page.



2. Select the **Log on** button at the top right of the page.



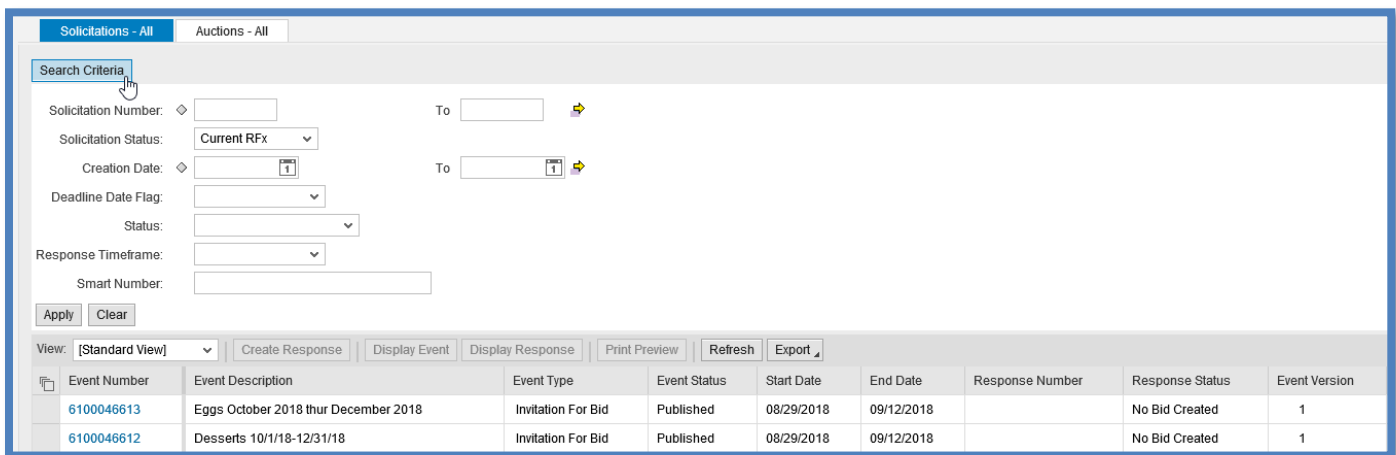
3. Enter the **User ID** and **Password** you created when you registered as a supplier and log on. Once the User ID and Password are entered, a system message will display that a passcode has been sent to your email. Once the passcode is received, enter it into the space provided to access the system. *If you are unable to log in, please call the Help Desk at (877) 435-7363 and stay on the line for further information.*

A screenshot of the login page on the Pennsylvania Supplier Portal. It features a light blue header with the text 'Welcome Pennsylvania Suppliers!' and a paragraph explaining the site's security and browser requirements. Below this is a red heading 'Important System Notice to Suppliers' followed by a red notice: 'NOTICE: Multi-Factor Authentication has been enabled. Type in User, Password, and click Log On. Check your email for the emailed passcode that will allow continued access to the PA Supplier Portal screens.' The login form includes two input fields for 'User *' and 'Password *', a 'Log On' button, and a 'Ligon Problems and Need Help?' section with contact information for assistance. At the bottom, there are links for 'Forgot Your Password?' and 'Forgot Your UserID?'.

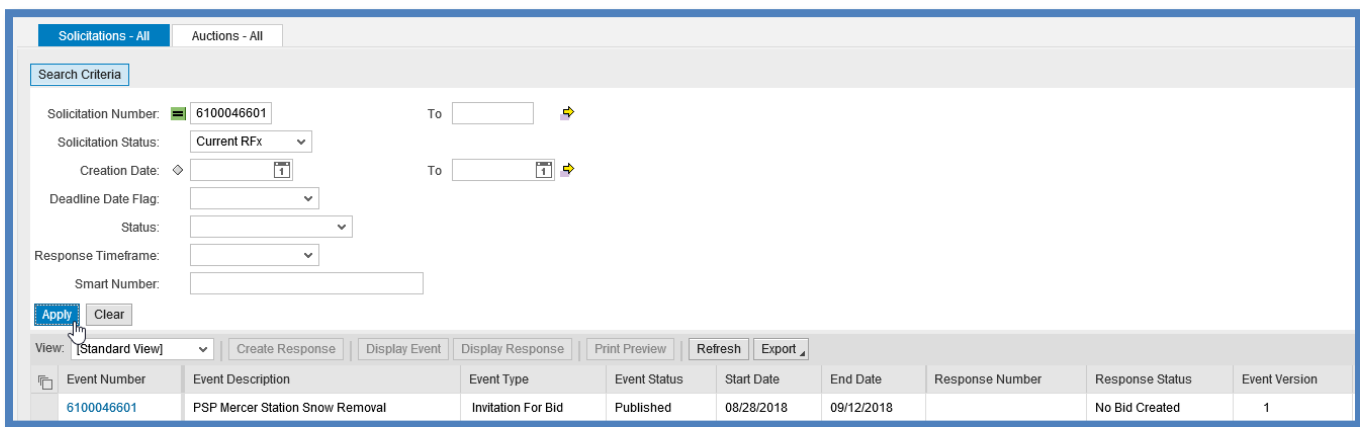
- Choose the **Bidder** tab to begin. If you do not see a Bidder tab, another person at your company with separate log-in credentials may have been assigned the Bidder role. Work with your company's Vendor Administrator determine who has the bidder access.



- The **Bid Processing** screen will open and will display all Events currently open for responses on the Solicitations – All tab. If the search fields seen below are not visible, select the **Search Criteria** button to display them.



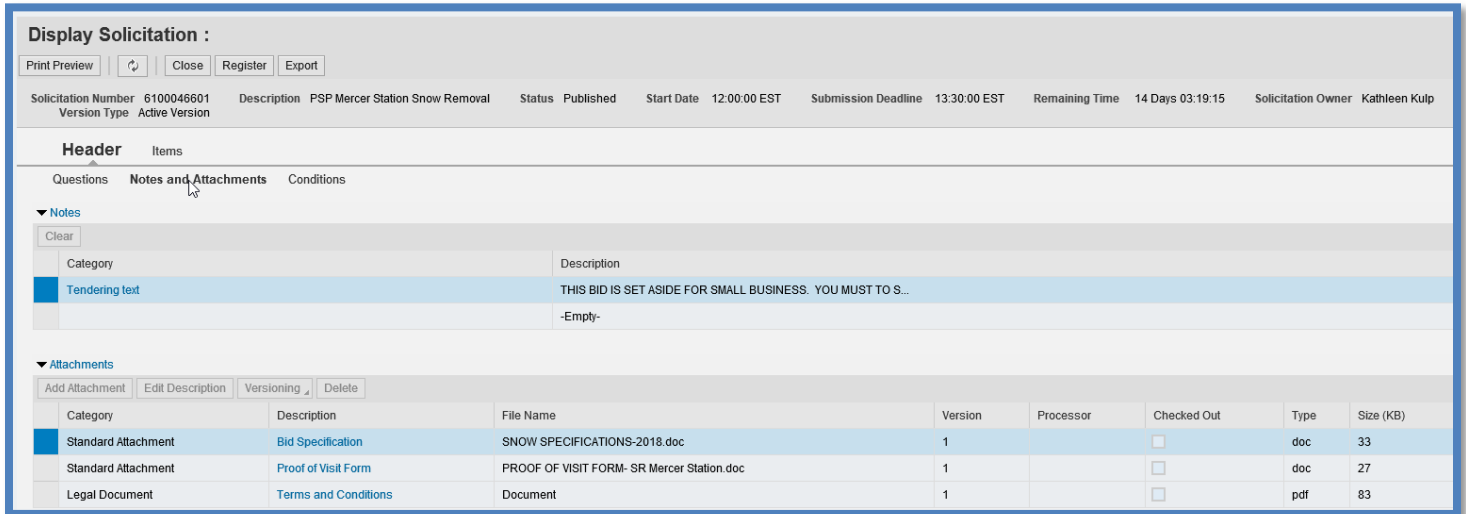
- To search for and respond to a specific Solicitation (bid), enter the **Solicitation Number** in the appropriate field and select the **Apply** button. The Solicitation will appear below. *Please ensure all fields below "Solicitation Status" are blank, as extra information such as "Status" or "Response Timeframe" may cause the system to skip over the desired Solicitation.*
- Click the blue **Event Number** link to open the Solicitation in a new window. *If your browser asks to allow pop-ups, select "Always Allow". If the window still does not open, ensure all pop-up blockers are disabled.*



Viewing and Responding to a Solicitation (Bid)

Before creating a response, browse the **Header** and **Items** tabs for bid information.

1. If you have not downloaded any bid documents, they can be found under the **Header** tab in the **Notes and Attachments** section. A description for the Solicitation can be found at the **Tendering Text** link. *Any questions about the attachments or description can be directed to the Solicitation Owner.*
2. Download all required attachments (if necessary) by clicking the linked **Description** of each one. *It is highly recommended that you download and complete all required documents before creating a response.*



Display Solicitation :

Print Preview | Refresh | Close | Register | Export

Solicitation Number 6100046601 Description PSP Mercer Station Snow Removal Status Published Start Date 12:00:00 EST Submission Deadline 13:30:00 EST Remaining Time 14 Days 03:19:15 Solicitation Owner Kathleen Kulp
Version Type Active Version

Header Items

Questions **Notes and Attachments** Conditions

▼ Notes

Clear

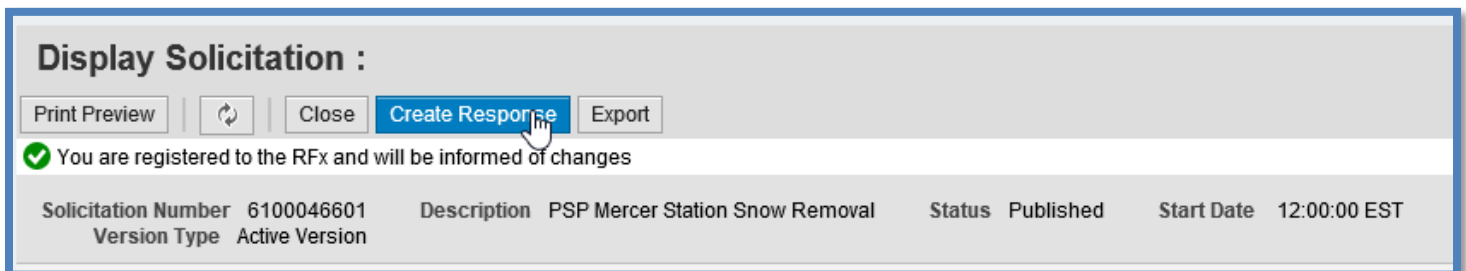
Category	Description
Tendering text	THIS BID IS SET ASIDE FOR SMALL BUSINESS. YOU MUST TO S...
	-Empty-

▼ Attachments

Add Attachment | Edit Description | Versioning | Delete

Category	Description	File Name	Version	Processor	Checked Out	Type	Size (KB)
Standard Attachment	Bid Specification	SNOW SPECIFICATIONS-2018.doc	1		<input type="checkbox"/>	doc	33
Standard Attachment	Proof of Visit Form	PROOF OF VISIT FORM- SR Mercer Station.doc	1		<input type="checkbox"/>	doc	27
Legal Document	Terms and Conditions	Document	1		<input type="checkbox"/>	pdf	83

3. To begin your response, select the **Create Response** button.



Display Solicitation :

Print Preview | Refresh | Close | **Create Response** | Export

✔ You are registered to the RFX and will be informed of changes

Solicitation Number 6100046601 Description PSP Mercer Station Snow Removal Status Published Start Date 12:00:00 EST
Version Type Active Version

- A new **Create Response** window will open (see below). To complete your response, a maximum of three steps must be completed before submitting. These steps are described below and can be done in any order.

Create Response

Submit | Read Only | Print Preview | Check | Close | Save | Questions and Answers (0)

Solicitation Response Number 6500122510 Solicitation Number 6100046601 Status In Process Submission Deadline 09/12/2018 13:30:00 EST Opening Date 09/12/2018 13:35:00 EST
 Response Version Number 0.00 USD Version Number Active Version RFX Version Number 1

Header Items Summary Tracking

Basic Data Questions Notes and Attachments

Event Parameters
 Currency: United States Dollar

Status and Statistics
 Created On: 08/29/2018 11:42:25 EST
 Created By: Mr. Randall Miller
 Last Processed On: 08/29/2018 11:42:25 EST
 Last Processed By: Mr. Randall Miller

- Under the default **Header** tab, select **Questions** to answer two mandatory questions. Select "Yes" from the **Reply** drop-down menu on each one to indicate that you have read and understood the listed attachments.
 - Representations and Authorizations can be found in the Terms and Conditions found in the attachments.

Header Items Summary Tracking

Basic Data **Questions** Notes and Attachments

Question Reply

* Is the offer in accordance with the "Representations and Authorizations" listed in section "Submission – 001.1" of the attached solicitation document?: Y: Yes ▾

* Has the submitter read, and does the submitter understand, the "Representations and Authorizations" listed in section "Submission – 001.1" of the attached solicitation document?: ▾

Y: Yes

- Under the **Header** tab section, **Notes and Attachments**, select the **Header Bidder's Remarks** link to add any additional notes or select the **Add Attachment** button (highlighted below) to add any additional documents.

Header Items Summary Tracking

Basic Data Questions **Notes and Attachments**

▼ Notes

Clear

Category	Description
Conditions of Participation	-Empty-
Bid Invitation/Auction Text	THIS BID IS SET ASIDE FOR SMALL BUSINESS. YOU MUST TO S...
Purchaser's Remarks	-Empty-
Header Bidder's Remarks	-Empty-

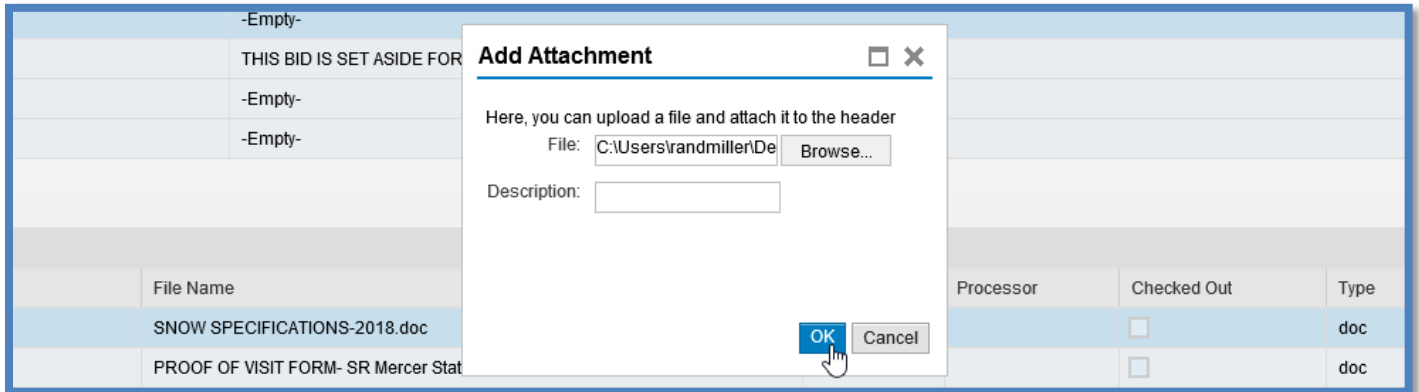
▼ Attachments

Add Attachment Edit Description Versioning ▾ Delete

Category	Description	File Name	Version	Processor	Checked Out	Type	Size (KB)
Standard Attachment	Bid Specification	SNOW SPECIFICATIONS-2018.doc	1		<input type="checkbox"/>	doc	33
Standard Attachment	Proof of Visit Form	PROOF OF VISIT FORM- SR Mercer Station.doc	1		<input type="checkbox"/>	doc	27
Legal Document	Terms and Conditions	Document	1		<input type="checkbox"/>	pdf	83

7. When the **Add Attachment window** pops up, select **Browse** to search your computer for a completed attachment, open the file, and click "OK" to add it to the list (see below). If you have more than one completed attachment to add, repeat this step as necessary. *If no attachments are required, skip this step.*

- If the Add Attachments button is not available (grayed out), make sure you are in the Edit Mode and not Display mode.
- System will only allow one document to be attached at a time, repeat steps as necessary



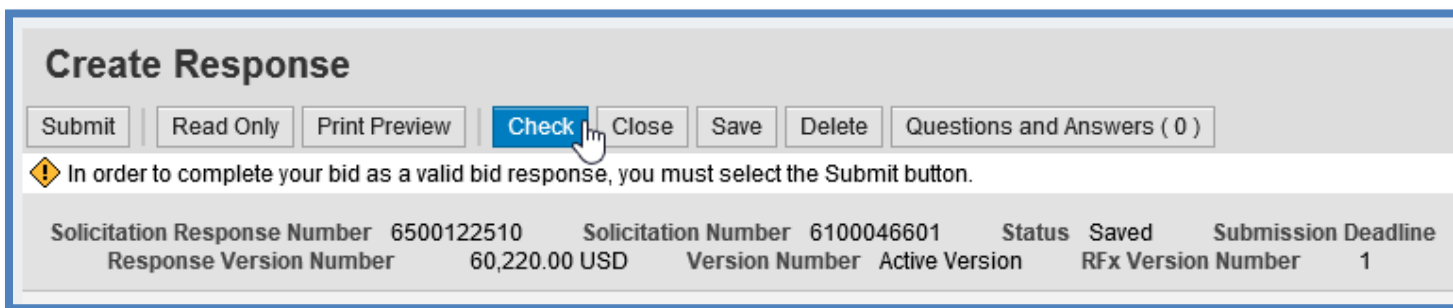
8. Select the **Items** tab to enter line item prices. Prices should be entered in the **Price** column per unit of measure. Pressing Enter after each price will update the **Total Value** amount at the bottom right. If there are more than 10 total line items, scroll down to complete them all. *If a price sheet was completed as an attachment, skip this step.*

Line Number	Description	Item Type	Product ID	Product Category	Product Category Description	Required Quantity	Unit	Price	Currency	Price Per	Delivery Date	Total Value	RFx / Response (j)	RFx / Response (k)	Internal Item Number
1	FY18 Snow Removal/Plowing	Material	72102901	SNOW REMOVAL SVCS	25.0000	H	50.00	USD	1	On 11/01/2018	1,250.00	0/0	0/0	1	
2	FY18 Granular Deicing Material	Material	72102901	SNOW REMOVAL SVCS	25.0000	TON	320.00	USD	1	On 11/01/2018	8,000.00	0/0	0/0	2	
3	FY18 Snow Removal/Sidewalks	Material	72102901	SNOW REMOVAL SVCS	25.0000	H	40.00	USD	1	On 11/01/2018	1,000.00	0/0	0/0	3	
4	FY18 Deicing Material/Bags	Material	72102901	SNOW REMOVAL SVCS	15.0000	EA	13.00	USD	1	On 11/01/2018	195.00	0/0	0/0	4	
5	FY18 Application Deicing Material	Material	72102901	SNOW REMOVAL SVCS	25.0000	H	20.00	USD	1	On 11/01/2018	500.00	0/0	0/0	5	
6	FY19 Snow Removal/Plowing	Material	72102901	SNOW REMOVAL SVCS	25.0000	H	65.00	USD	1	On 11/01/2019	1,625.00	0/0	0/0	6	
7	FY19 Granular Deicing Material	Material	72102901	SNOW REMOVAL SVCS	25.0000	TON	300.00	USD	1	On 11/01/2019	7,500.00	0/0	0/0	7	
8	FY19 Snow Removal/Sidewalks	Material	72102901	SNOW REMOVAL SVCS	25.0000	H	20.00	USD	1	On 11/01/2019	500.00	0/0	0/0	8	
9	FY19 Deicing Material/Bags	Material	72102901	SNOW REMOVAL SVCS	15.0000	EA	15.00	USD	1	On 11/01/2019	225.00	0/0	0/0	9	
10	FY19 Application of Deicing Material	Material	72102901	SNOW REMOVAL SVCS	25.0000	H	0.00	USD	1	On 11/01/2019	0.00	0/0	0/0	10	
												Total Value	20,795.00	USD	

9. Before submitting your response, select the **Summary** tab (see below) to review entries. Ensure that all applicable steps have been completed: all **Items** are responded to (if necessary), all **Questions** are answered (mandatory), all **Notes and Attachments** are included (if necessary), and the **Total Response Value** is accurate.

Header	Items	Summary	Tracking
<p>RFx Response Number: <input type="text" value="6500122510"/></p> <p>Items with Response: <input type="text" value="25 out of 25 items responded to"/></p> <p>Questions: <input type="text" value="2 out of 2 questions answered (2 out of 2 mandat"/></p> <p>Notes: <input type="text" value="1 notes added"/></p> <p>Attachments: <input type="text" value="No Attachments Added"/></p> <p>Conditions: <input type="text" value="25 conditions added"/></p> <p>Total RFx Response Value: <input type="text" value="60,220.00 USD"/></p>			

10. When all information is correct, click the **Check** button at top. You will be prompted to submit the response.



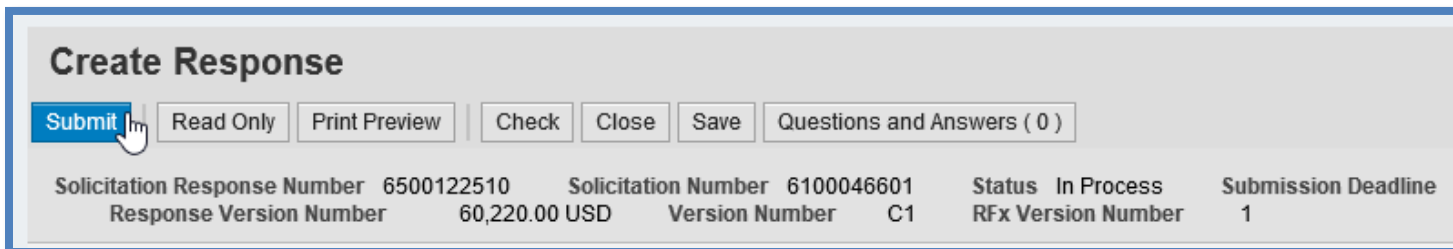
Create Response

Submit | Read Only | Print Preview | **Check** | Close | Save | Delete | Questions and Answers (0)

⚠ In order to complete your bid as a valid bid response, you must select the Submit button.

Solicitation Response Number	6500122510	Solicitation Number	6100046601	Status	Saved	Submission Deadline
Response Version Number	60,220.00 USD	Version Number	Active Version	RFx Version Number		1

11. Finally, click the **Submit** button. An approval message will appear below.



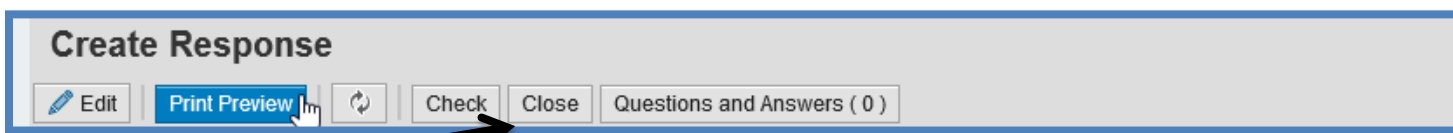
Create Response

Submit | Read Only | Print Preview | Check | Close | Save | Questions and Answers (0)

Solicitation Response Number	6500122510	Solicitation Number	6100046601	Status	In Process	Submission Deadline
Response Version Number	60,220.00 USD	Version Number	C1	RFx Version Number		1

✔ RFX response 6500122510 submitted

12. If desired, a PDF copy of your bid can be viewed or saved by clicking the **Print Preview** button. Any attached documents will not be included. *You do not need to print or mail this file.*



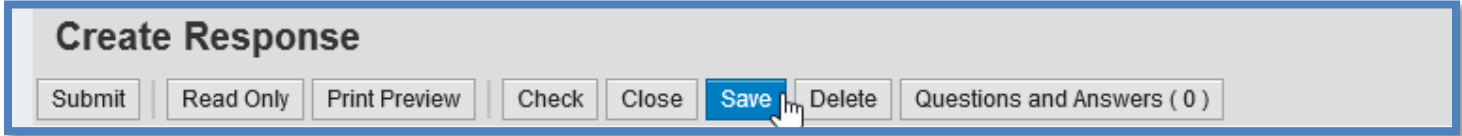
Create Response

Edit | **Print Preview** | Refresh | Check | Close | Questions and Answers (0)

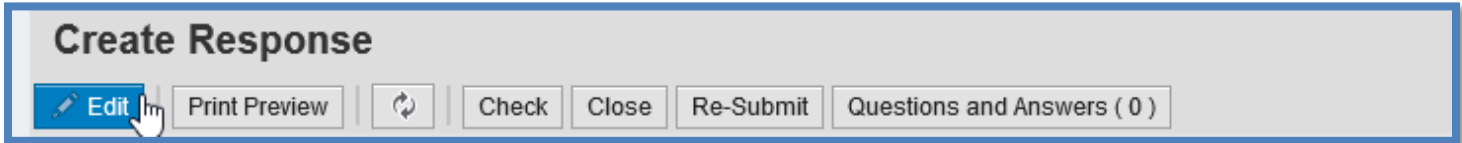
13. **Close** and **Log Off** to exit the PA Supplier Portal.

Saving a Solicitation (Bid) Response

1. To save a response, click the **Save** button at any time when working on it. *Please note that this will simply "freeze" the response until you are ready to resume work.*



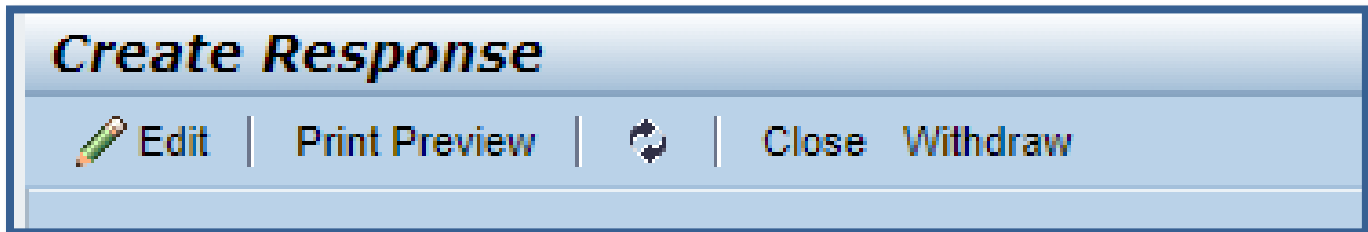
2. When ready to resume work, click the **Edit** button to pick up where you left off. *If you have logged off between sessions, open the Response Number link to find the Edit button.*



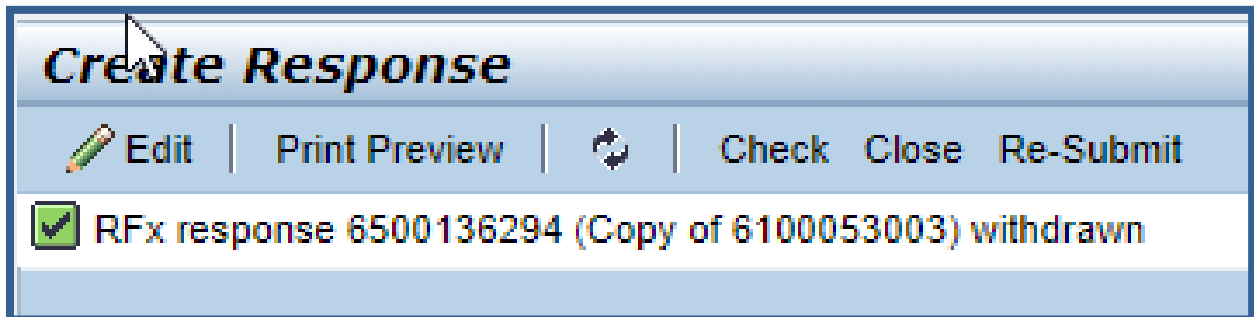
Note: When all information has been entered, bidders must select the **Submit** button to send the response to the Commonwealth.

Editing or Withdrawing a Response

1. To edit your response after submitting, open the **Response Number** link and click the **Edit** button. Make any desired changes and click the **Check** and **Submit** buttons as before. Your new response will overwrite the previous one. This can be done an unlimited number of times before the bid deadline.



2. To withdraw a submitted bid response, open the **Response Number** link and click the **Withdraw** button any time after submitting. If desired, a withdrawn bid can still be re-submitted by clicking the **Re-Submit Bid** button on the same menu.



Any additional questions about locating or responding to PA Supplier Portal Solicitations can be directed to the Bidding Help Desk at (877) 435-7363, Option #2.